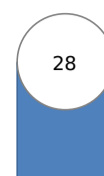


Ease of Doing Business in Russian Federation

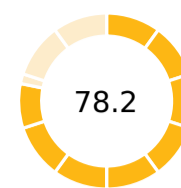


Region	Europe & Central Asia
Income Category	Upper middle income
Population	144,478,050
City Covered	Moscow, Saint Petersburg

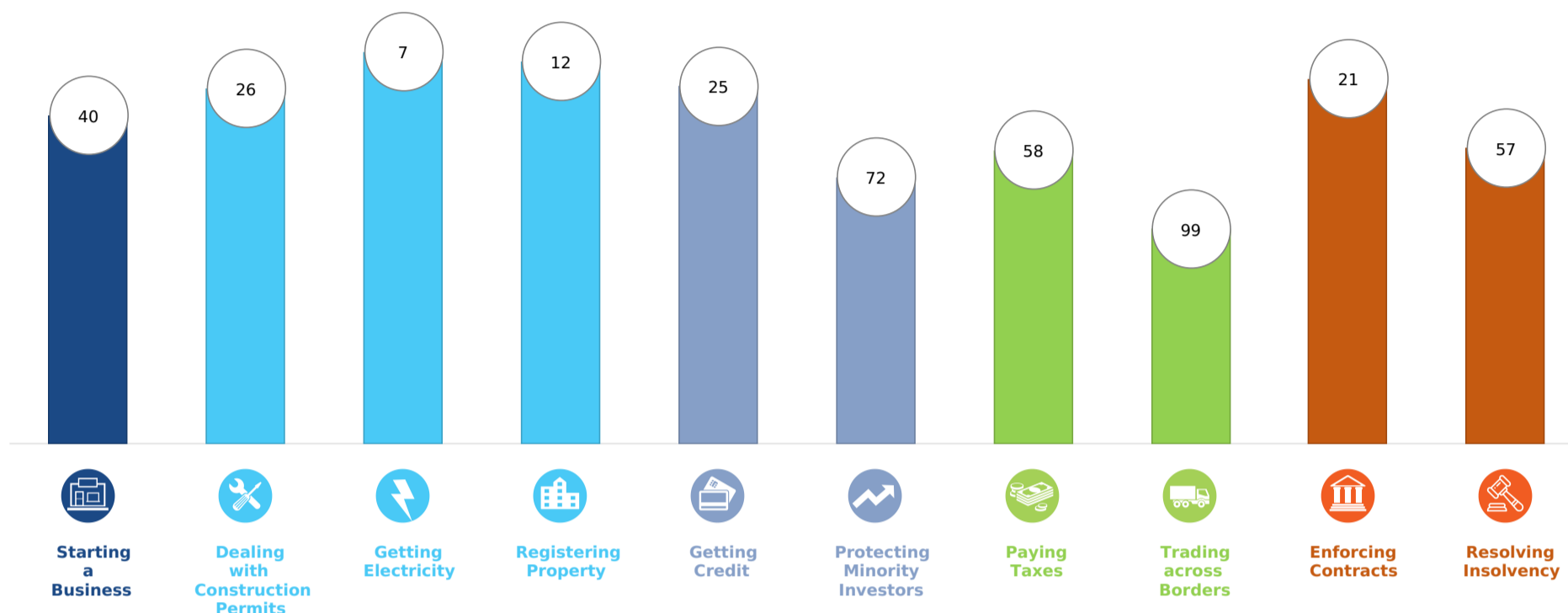
DB RANK



DB SCORE



Rankings on Doing Business topics - Russian Federation



Topic Scores



Starting a Business (rank)	40	Getting Credit (rank)	25	Trading across Borders (rank)	99
Score of starting a business (0-100)	93.1	Score of getting credit (0-100)	80.0	Score of trading across borders (0-100)	71.8
Procedures (number)	4	Strength of legal rights index (0-12)	9	<i>Time to export</i>	
Time (days)	10	Depth of credit information index (0-8)	7	Documentary compliance (hours)	25
Cost (number)	1	Credit registry coverage (% of adults)	0.0	Border compliance (hours)	66
Paid-in min. capital (% of income per capita)	0.0	Credit bureau coverage (% of adults)	100.0	<i>Cost to export</i>	
				Documentary compliance (USD)	92
Dealing with Construction Permits (rank)	26	Protecting Minority Investors (rank)	72	Border compliance (USD)	580
Score of dealing with construction permits (0-100)	78.9	Score of protecting minority investors (0-100)	60.0	<i>Time to export</i>	
Procedures (number)	13	Extent of disclosure index (0-10)	6.0	Documentary compliance (hours)	43
Time (days)	165	Extent of director liability index (0-10)	2.0	Border compliance (hours)	30
Cost (% of warehouse value)	1.1	Ease of shareholder suits index (0-10)	7.0	<i>Cost to export</i>	
Building quality control index (0-15)	14.0	Extent of shareholder rights index (0-6)	5.0	Documentary compliance (USD)	153
Getting Electricity (rank)	7	Extent of ownership and control index (0-7)	4.0	Border compliance (USD)	520
Score of getting electricity (0-100)	97.5	Extent of corporate transparency index (0-7)	6.0	Enforcing Contracts (rank)	21
Procedures (number)	2			Score of enforcing contracts (0-100)	72.2
Time (days)	41	Paying Taxes (rank)	58	Time (days)	337
Cost (% of income per capita)	5.0	Score of paying taxes (0-100)	80.5	Cost (% of claim value)	16.5
Reliability of supply and transparency of tariff index (0-8)	8	Payments (number per year)	9	Quality of judicial processes index (0-18)	9.5
		Time (hours per year)	159		
Registering Property (rank)	12	Total tax and contribution rate (% of profit)	46.2	Resolving Insolvency (rank)	57
Score of registering property (0-100)	88.6	Postfiling index (0-100)	77.8	Score of resolving insolvency (0-100)	59.1
Procedures (number)	4			Recovery rate (cents on the dollar)	43.0
Time (days)	14			Time (years)	2.0
Cost (% of property value)	0.1			Cost (% of estate)	9.0
Quality of the land administration index (0-30)	26.0			Outcome (0 as piecemeal sale and 1 as going concern)	0
				Strength of insolvency framework index (0-16)	11.5