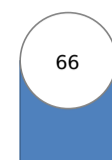


Ease of Doing Business in Brunei Darussalam

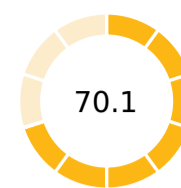


Region	East Asia & Pacific
Income Category	High income
Population	428,962
City Covered	Bandar Seri Begawan

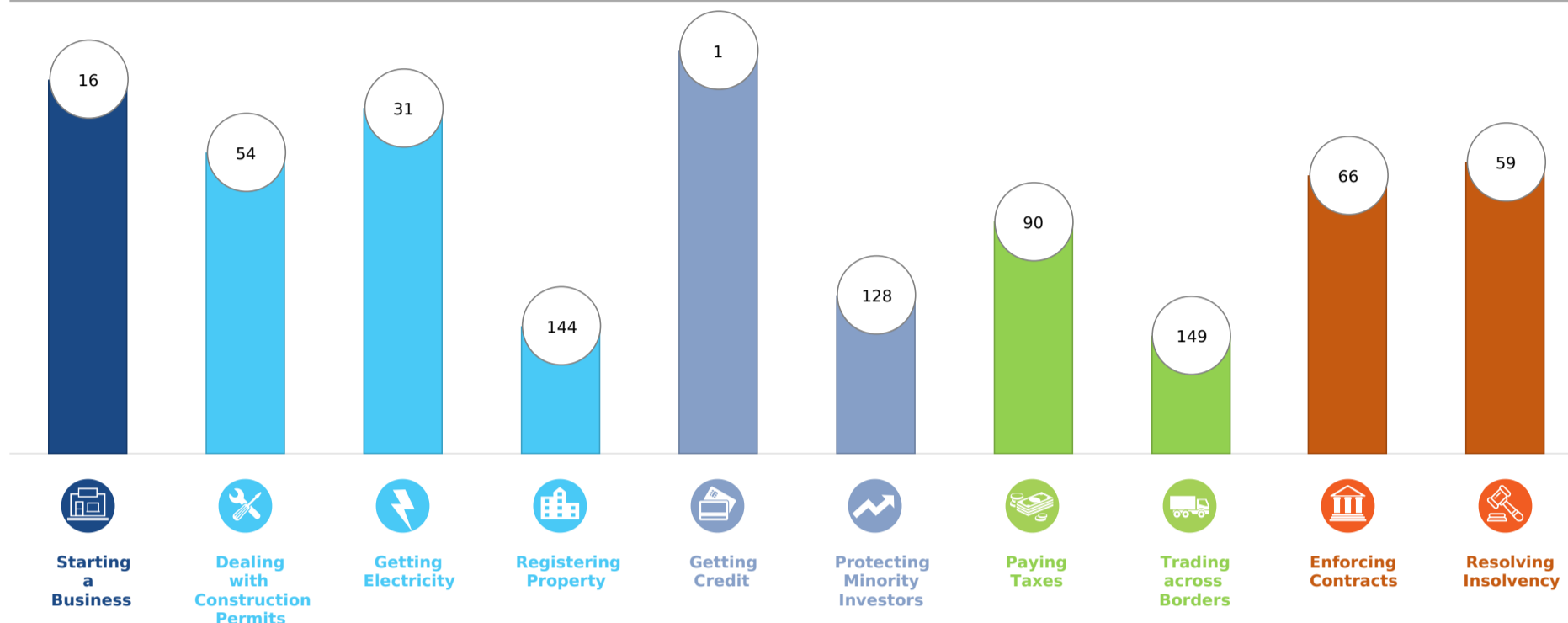
DB RANK



DB SCORE



Rankings on Doing Business topics - Brunei Darussalam



Topic Scores



<b>Starting a Business</b> (rank)	16
Score of starting a business (0-100)	94.9
Procedures (number)	3.5
Time (days)	5.5
Cost (number)	1.1
Paid-in min. capital (% of income per capita)	0.0
<b>Dealing with Construction Permits</b> (rank)	54
Score of dealing with construction permits (0-100)	73.6
Procedures (number)	20
Time (days)	83
Cost (% of warehouse value)	1.8
Building quality control index (0-15)	12.0
<b>Getting Electricity</b> (rank)	31
Score of getting electricity (0-100)	87.7
Procedures (number)	5
Time (days)	25
Cost (% of income per capita)	36.7
Reliability of supply and transparency of tariff index (0-8)	7
<b>Registering Property</b> (rank)	144
Score of registering property (0-100)	50.7
Procedures (number)	7
Time (days)	298.5
Cost (% of property value)	0.6
Quality of the land administration index (0-30)	17.0

<b>Getting Credit</b> (rank)	1
Score of getting credit (0-100)	100
Strength of legal rights index (0-12)	12
Depth of credit information index (0-8)	8
Credit registry coverage (% of adults)	76.8
Credit bureau coverage (% of adults)	0.0
<b>Protecting Minority Investors</b> (rank)	128
Score of protecting minority investors (0-100)	40.0
Extent of disclosure index (0-10)	4.0
Extent of director liability index (0-10)	8.0
Ease of shareholder suits index (0-10)	8.0
Extent of shareholder rights index (0-6)	0.0
Extent of ownership and control index (0-7)	0.0
Extent of corporate transparency index (0-7)	0.0
<b>Paying Taxes</b> (rank)	90
Score of paying taxes (0-100)	74.0
Payments (number per year)	5
Time (hours per year)	53
Total tax and contribution rate (% of profit)	8.0
Postfiling index (0-100)	0.0

<b>Trading across Borders</b> (rank)	149
Score of trading across borders (0-100)	58.7
<i>Time to export</i>	
Documentary compliance (hours)	155
Border compliance (hours)	117
<i>Cost to export</i>	
Documentary compliance (USD)	90
Border compliance (USD)	340
<i>Time to export</i>	
Documentary compliance (hours)	132
Border compliance (hours)	48
<i>Cost to export</i>	
Documentary compliance (USD)	50
Border compliance (USD)	395
<b>Enforcing Contracts</b> (rank)	66
Score of enforcing contracts (0-100)	62.8
Time (days)	540
Cost (% of claim value)	36.6
Quality of judicial processes index (0-18)	11.5
<b>Resolving Insolvency</b> (rank)	59
Score of resolving insolvency (0-100)	58.2
Recovery rate (cents on the dollar)	47.2
Time (years)	2.5
Cost (% of estate)	3.5
Outcome (0 as piecemeal sale and 1 as going concern)	0
Strength of insolvency framework index (0-16)	10.5